



[For household garbage]

12 RESPONSIBLE CONSUMPTION AND PRODUCTION



- Uonuma City (all areas)
- Minami-Uonuma City (Yamato area)

Garbage Separation and Disposal Instructions

Disposal times by 8:00 a.m. on the day of collection

Do not take out garbage except on a collection day.

- Leave your garbage at the designated place in time to be collected by the city garbage collection truck. Refer to the "Household garbage calendar" for garbage collection days.
- To dispose of oversized garbage, a reservation is needed.

707-1 Nakajima, Uonuma City, Niigata, 946-0057

TEL:025-792-9900

Eco-plant Uonuma

Please follow the rules for garbage disposal

Put out the garbage at the designated collection sites


All residents must put out their garbage at the designated collection sites (such as "Gomi Station"), or deliver the garbage directly to the Eco-plant Uonuma.

It is against the rules to dispose of garbage at any collection site (such as "Gomi Station") outside the area you live in.



Check the collection day before you put garbage out

Collection schedules vary by district. Check the "Household garbage calendar" before putting garbage out. Collection hours may change significantly due to weather and route changes. Put garbage out by 8:00 a.m. on collection days.




Sort garbage types properly before discarding (see page 2- for detail)

Improperly sorted garbage will not be collected.

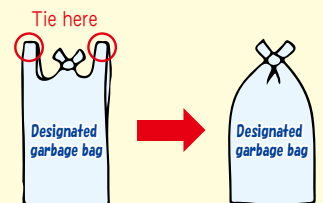
Please sort your garbage in the proper manner, otherwise community leaders will have to go through all the trouble of doing it for you.

*Garbage with a yellow sticker must be returned to the owner, re-sorted in the proper manner, and put out on another collection day.



Tie the garbage bag tightly before disposing of it.

If the bag is tied loosely, the contents may come out and contaminate the surroundings or interfere with collection. Tightly tie the bag to prevent the contents from spilling or sticking out.



Making garbage disposal smarter.
Garbage sorting app for smartphones

Eco-Uo

Scan the QR code below to download the app.



(iOS)



(Android)

- Garbage Collection Calendar
 - Garbage Sorting Dictionary
 - Garbage Disposal Procedure, etc
- Many useful features!



Q: What is "Eco-Uo"?

The app "Eco-Uo" has the following features and it's downloadable for free.



Garbage Collection Calendar

You can see the calendar on the home screen and check your area's collection days at a glance.



Garbage Sorting Dictionary

For house cleaning, moving or daily disposal. You can look up how to sort and dispose of garbage anytime from your smartphone.



Garbage Disposal Procedure

Having trouble finding how to dispose of garbage? Use your smartphone to find out.




Alert Feature

You can set whether to receive garbage disposal reminder and irregularity information.



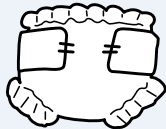
» Burnable garbage

Kitchen waste



Drain away as much liquid as possible.

Disposable diapers



Dispose of any fecal waste in the toilet.

Toys




Made of plastic, wood, etc.

Charcoal briquettes, other charcoal substances



Douse with water before disposal.

CDs, DVDs, cassettes, video tapes, etc.




Clothes, shoes, cloth items



*These items are Collected separately in the Yamato area.

Cooking oil



Absorb the oil in paper, or use a solidifying agent before disposal.

*Collected separately in Yamato area.

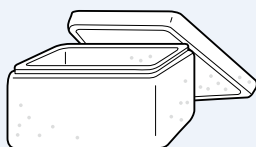
Inquiries: Minami-Uonuma City Waste and Recycling Affairs Section TEL 025-782-0339

Tree branches, leaves



Cut branches with a diameter less than 5 cm and a length less than 50 cm and place them in the designated garbage bags.

Styrofoam items

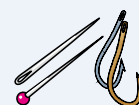


Break items into pieces small enough to fit into the bag.

Rubber products

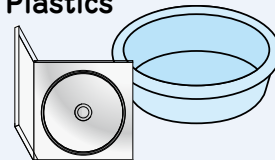


Sewing needles, fishing hooks



For medical needles, please inquire Eco-plant Uonuma.

Plastics



Plastic products such as wash basins, Tupperware, CDs, DVD cases (items which can fit into the designated garbage bags).

Disposable razors

Wrap the blade in paper.



Disposable lighters



Completely discharge any gas from the lighter

When disposing of burnable garbage, use the designated garbage bag (blue).

Burnable garbage (blue)

No.1 garbage bag	10 L	20 bags	320 yen
No.2 garbage bag	20 L	20 bags	460 yen
No.3 garbage bag	45 L	20 bags	640 yen

Do not mix garbage types!!

- Due to the risk of explosion during incineration, do not place any poisons, agricultural chemicals, gas cans, etc. in the garbage.
- Seat cushions (long type), blankets, futons, and curtains are considered oversized garbage even though they are made of cloth.



» Non-burnable garbage



Dry cell batteries

Button type batteries and rechargeable batteries are categorized into "oversized garbage".

Wrap any broken parts in paper since they may tear the garbage bag.

*Collected separately in Yamato area.
Inquiries: Minami-Uonuma City Waste and Recycling Affairs Section, TEL 025-782-0339

Tableware, porcelain, pottery



Glass items

Wrap broken glass in paper since it may tear the garbage bag



Cans and bottles with a diameter of 15 cm or less. (Items more than 15 cm are considered as "oversized garbage")



Empty all contents of them. Aluminum cans, steel cans, and glass bottles are sorted and recycled at the Eco-plant Uonuma.

Waste metal cans



Bottles 1.8 liters or less

Waste glass bottles



Incandescent light bulbs, LED lamps

Note: Use No.6 oversized garbage bag for all fluorescent lights (tubes).

Place them in the specified non-burnable garbage bags (green).

Non-burnable garbage (green bags)

No.4 garbage bag	25 L	10 bags	200 yen
No.5 garbage bag	45 L	10 bags	400 yen

Do not mix garbage types!!

- Button batteries should be disposed of in No. 6 oversized garbage bags because some contain mercury (a toxic substance).
- Separate any wires and cords. If they are included with the machines, they may become entangled and cause a mechanical breakdown. *Use No.6 oversized garbage bags.
- Use No. 6 oversized garbage bags for umbrellas and fluorescent lamps. (The items are permitted to stick out from the garbage bag.)

Dispose of electronic equipment containing rechargeable batteries in oversized garbage (No. 6) bags due to the risk of ignition.

Examples: smart phones, electric shavers, electric toothbrushes, portable cleaners, mobile batteries, electronic cigarettes, etc.

Plastic containers and plastic packaging (recyclable resource)

Place the following items in a separate bag. ① PET bottles, ② White plastic trays, ③ Other plastic containers

1 PET bottles

Make sure they have the recycle logo



Juice, mirin (sweet cooking wine), men tsuyu (noodle sauce), sake, etc.

Please remove the labels as well.

Do not cut
Do not flatten vertically.

Remove the cap and rinse the inside of the bottle, then place in a garbage bag. (Place the cap and the labels with "other plastic containers")

Do not add any items other than PET bottles.

"Containers" are defined as items into which products are placed (including bags). "Packaging" is defined as item used to wrap products. "Plastic containers and packaging" are items which are no longer needed after the product has been removed. These items display the PET logo.

Rinse and dry the item.

Items that can't be cleaned → Burnable garbage

Separate the items into three different types:

①PET bottles, ②White trays, ③Other plastic containers.

Place them in the designated garbage bags for containers and packaging (yellow).

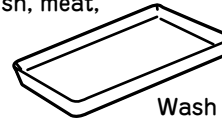
Containers and packaging (yellow)

No.1 garbage bag	10 L	20 bags	160 yen
No.2 garbage bag	20 L	20 bags	220 yen
No.3 garbage bag	45 L	20 bags	300 yen

2 White plastic trays

Make sure they have the recycle logo

Trays for fish, meat, natto and mushrooms



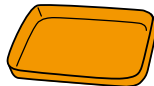
Wash before disposal.



3 Other plastic containers

Make sure they have the recycle logo

Colored trays



Containers for Tofu



Plastic shopping bags



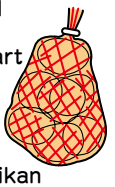
Dairy product containers



Shampoo and rinse bottles (The pump part is burnable garbage.)



Mikan orange nets



PET bottle caps

PET bottle label



Mayonnaise and ketchup containers



Oil containers



Laundry detergent containers



Refillable bags

Instant noodle cups

Caution: Do not include other items such as kitchen scraps, cans, bottles, etc. Place only plastic containers and packaging in the same bag.

Do not mix garbage types!!

Dispose of the following plastic items as "Burnable garbage".

- Greasy snack bags, etc.
- CD and DVD cases
- Reusable plastic items such as plastic lunch boxes, etc.
- Plastic toys
- Plastic spoons, forks and drinking straws
- Plastic hangers
- Vinyl fertilizer bags



Used paper (recyclable resource)

Bundle with strings by type:

① Cardboard, ② Newspapers, ③ Other paper.

1 Cardboard, rice bags

- ★Bundle cardboard and rice bags separately.
- ★Removal of adhesive tape and staples is not required. (Be careful to avoid injury.)



2 Newspapers (advertising fliers)

- ★Advertising fliers can be disposed with newspapers.
- *Separate fliers are considered as "other paper items".
- ★Remove newspaper from bags.



3 Other paper items

- Magazines, paper boxes, paper bags, wrapping paper, other paper, thick paper



[Other paper]

- Copy paper
- Gift wrapping paper
- Postcards
- Scratch paper
- Name cards
- Paper books
- Envelopes
- Pamphlets
- Calendars
- Paper tubes (toilet paper core) etc.
- Tissue paper boxes

*Vinyl and adhesive tape affixed to envelopes or boxes do not need to be removed for disposal.

●Drink cartons



Drink cartons themselves are recyclable. Bundle them separately from other paper.

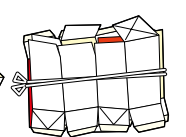
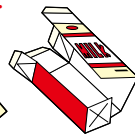
●Place shredded paper in a clear bags for disposal.



Do not mix garbage types!!

Dispose of the following paper items as "Burnable garbage".

- Envelopes with adhesives
- Adhesive tapes
- Carbon and carbonless copy paper (copy slip for delivery service)
- Waterproof paper (cup, dish, instant noodle bowl)
- Thermal roll paper (fax, receipt)
- Crimped (confidential) postcard
- Aluminum paper (gold, silver color)
- Photographic paper, inkjet photo paper, light-sensitive (blue copy) paper
- Smelly paper (like a paper detergent container)
- Wet or oil stained paper



★Rinse with water, cut open and bundle.

★Drink cartons can also be disposed of at storefront recycling stations.



» Oversized waste (by reservation only)

Contact Eco-plant Uonuma to make a reservation for collection.

Please provide your name, address, phone number and information on the item to be collected.
We will come to your place to collect the item, but will not enter your house. Please deposit the item outside your front door.
(Collected twice a month. Check the "Household Garbage Calendar".)

■ Reservations must be made by 5:00 p.m. the day before collection.

TEL: 025-792-9900 (8:00 a.m. to 5:00 p.m.)

■ Reservations by Fax: Email must be made at least 3 days prior to collection day.

FAX: 025-792-4220

Email: haikibutsu@city.uonuma.lg.jp

Important notice

* Items with frequent inquiries

Items to be placed in No.6 garbage bags (up to 15 kg)

* It is permissible for long, thin items to stick out of the bag.

Spray cans, gas cassettes

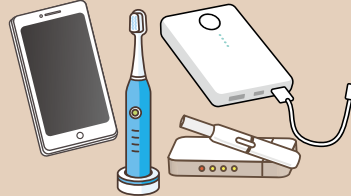


* Do not puncture the cans

- PCs (desktop, laptop, tablet), printers, word processors
- Microwave ovens, radio-cassette players, hard disk recorders, hair dryers, lighting equipment, etc.
- Carpets
- Sheets (blue sheets, mulching sheets and the like), blankets, and curtains
- Water bottles (made of metal), pots and frying pans
- PVC pipes (maximum 30 cm in length)
- Tools (saws, wrenches, hammers, etc.)



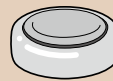
Rechargeable batteries and appliances containing rechargeable batteries



Examples of electronic devices

- Smartphones
- Portable cleaners
- Electric shavers
- Mobile batteries
- Electric toothbrushes
- Electronic cigarettes
- Game consoles
- Toys

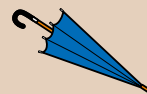
Button type batteries



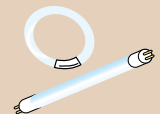
Wires and cords



Umbrellas, laundry poles



Fluorescent lamps



Items requiring a disposal sticker

* Items that do not fit into a No.6 bag

Desks, tables, shelves, chests, clothes cases, etc.

Small size items (500 yen)



Medium size items (1,000 yen)



Large size items (2,000 yen)




Private delivery (bring-in) only

* Uncollectible items

- Long items over 2 meters (e.g. ladders, gardening posts, laundry poles, etc.)
- Agricultural mulching sheets that do not fit into No.6 bags.
- Swollen mobile batteries

Do not mix garbage types!!



Items designated by the Home Appliance Recycling Act (4 types of home appliances)

- Televisions, air conditioners, coolers, refrigerators (including freezers), washing machines (including clothes dryers).

Items above can not be accepted.
Please contact the respective professionals.

» Self-delivery (Bringing in garbage/recyclable resources to Eco-plant Uonuma)

Caution

By law, waste may only be brought into the Eco-plant Uonuma by the owners, their family members (or employees), and city-certified agencies.

Operating hours

Monday to Saturday (including holidays)

8:00 a.m. to 5:00 p.m.

Sunday

8:00 a.m. to 12:00 p.m. (*The facility is closed January 1-3.)

Fee for self-delivery ◎Pay-by-weight system. Special bags and tickets are unnecessary.

Household garbage

(garbage from individual households)

- ◆ **Burnable garbage, non-burnable garbage:** 35 yen/10 kg
- ◆ **Plastic containers and packaging:** Accepted only when placed in the designated garbage bags.
- ◆ **Oversized garbage:** 250 yen/10 kg

◆ **Used paper:** free of charge

◆ **Agricultural mulching sheets:** 250 yen/10 kg (Cut into 1m squares or less): 35 yen/10 kg

Garbage from business offices

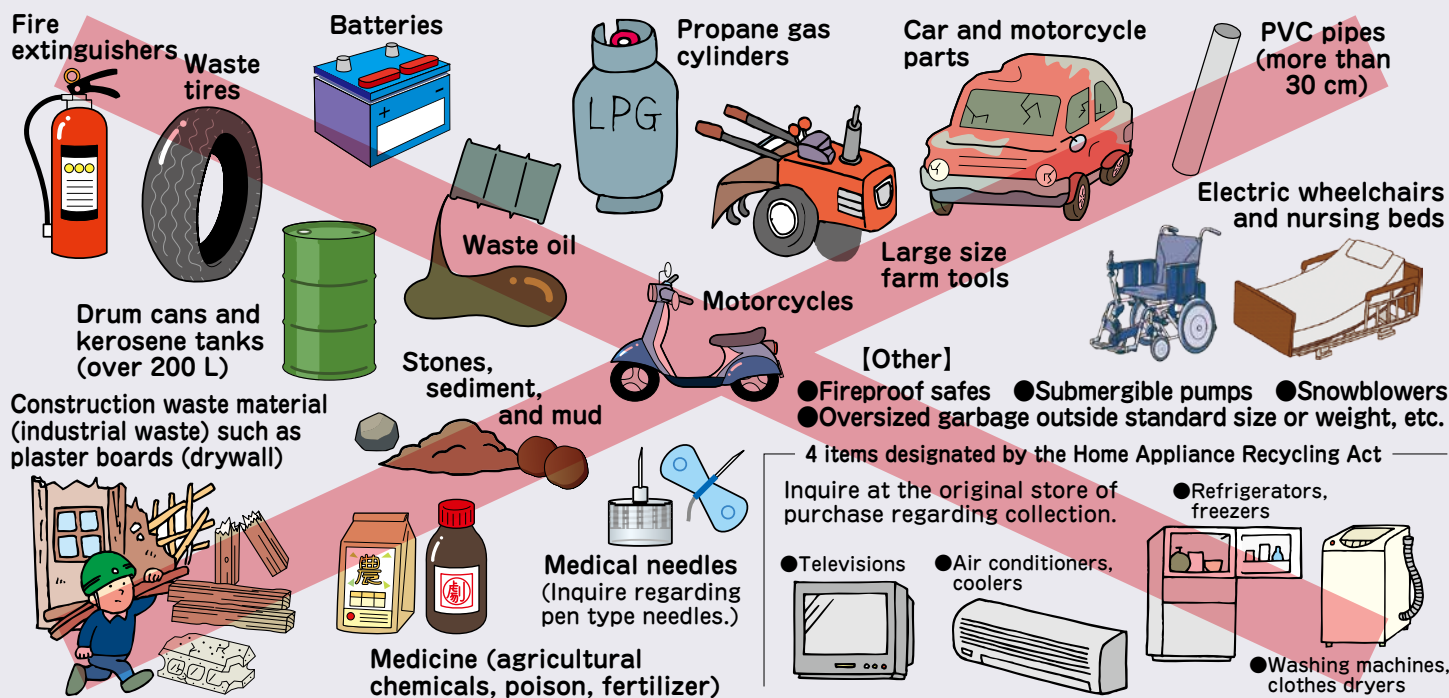
- ◆ **Burnable garbage, non-burnable garbage:** 50 yen/10 kg
- ◆ **Plastic containers and packaging:** Accepted only when placed in the designated commercial waste bags.
- ◆ **Oversized garbage:** 300 yen/10 kg
- ◆ **Used paper:** 50 yen/10 kg

◆ **Industrial waste (limited classification):** 150 yen/10 kg
* Disposal entrust contract is required. Please bring the manifest.

◆ **Agricultural mulching sheets:** not accepted.

» Garbage which cannot be collected Items not accepted by Eco-plant Uonuma

● Please contact the original store of purchase or a specialized disposal agency for disposal.



Fire extinguishers
Waste tires
Batteries
Propane gas cylinders
Car and motorcycle parts
PVC pipes (more than 30 cm)
Electric wheelchairs and nursing beds
Large size farm tools
Motorcycles
[Other]
● Fireproof safes ● Submersible pumps ● Snowblowers
● Oversized garbage outside standard size or weight, etc.
4 items designated by the Home Appliance Recycling Act
Inquire at the original store of purchase regarding collection.
● Televisions ● Air conditioners, coolers ● Refrigerators, freezers ● Washing machines, clothes dryers
Waste oil
Drum cans and kerosene tanks (over 200 L)
Construction waste material (industrial waste) such as plaster boards (drywall)
Stones, sediment, and mud
Medical needles (Inquire regarding pen type needles.)
Medicine (agricultural chemicals, poison, fertilizer)

PC Recycle

Household computers which are no longer used are recycled as resources.

Targeted equipment

- Desktop PCs
- Laptop PCs
- CRT displays
- PC with integrated CRT display
- LCD screens
- PC with integrated LCD display



Personal computers with the "PC Recycle Mark" can be collected and recycled by their manufacturers with no additional fees. Personal computers without the PC recycling mark require additional recycling fees. Please contact the manufacturer.

Collection by the city or store, or acceptance of collection application is not possible.

"PC3R Promotion Association" will collect and recycle, for a fee, those computers with no designated manufacturers, including home-built personal computers, and computers made by manufacturers that no longer exist today.

PC3R

General Aggregate Corporation
PC3R Promotion Association
TEL 03-5282-7685 FAX 03-3233-6091
<https://www.pc3r.jp/>